



# Login

## Registered Users

**Please Log In**


**Username** 

●●●●●●●●●● 

**Submit**

[Forgot your password?](#) [Sign in!](#)


If you are already registered, you have received your credentials in an email sent by [bls@bayesia.com](mailto:bls@bayesia.com) with the subject line "Bayesia License Server Login Information".

-  These credentials are the same as those used by **BayesiaLab** to get your token.
- These credentials are also used to log in as Admin into the [BayesiaLab WebSimulator](#).

## Forgot your Password

If you forgot your password, just click the link "**Forgot your password**" to reset it.

**Reset your password**

**Username** 

**Submit**

[Back to login page](#)



Your Username is your email address.

Upon clicking "**Submit**", you will receive an email from [bls@bayesia.com](mailto:bls@bayesia.com) with your new credentials.

## Sign In

In order to sign in to the [Bayesia License Server \(BLS\)](#), you can either use a **Registration Code**, or you can use a **Client Identifier**.

### ➤ Registration

Signing in BayesiaLicenseServer requires either a Registration Code that has been sent to you by your account manager, or a valid Client Identifier (Format: AAAA-BBBB-CCCC-DDDD)

**Registration Code**

**Client Identifier**

#### **Registration Code**

A **Registration Code** is a voucher that was sent to you by your **Account Manager**.

## ➤ Registration

Email Address

First Name

Last Name

Company

Registration Code

Submit

Upon clicking **Submit**, you will be automatically associated with the account that is linked to the **Registration Code**. You will also receive two emails sent by [bls@bayesia.com](mailto:bls@bayesia.com):

1. Your BLS credentials, in an email with the subject line: "**Bayesia License Server Login Information**".
2. Instructions for downloading your software, in an email with the subject line: "**BayesiaLab Download & Activation Instructions**".

### Client Identifier

Your **Client Identifier** is the identifier associated with the license of your product, with the following syntax: AAAA-BBBB-CCCC-DDDD.

## ➤ Registration

Upon clicking Submit, you will receive your BLS credentials in an email sent by [bls@bayesia.com](mailto:bls@bayesia.com) with the subject line: "**Bayesia License Server Login Information**".

- If you are the first user to sign in with your **Client Identifier**, you will be automatically set as **Account Manager**. If additional users sign in with the same **Client Identifier** after you, you will also receive an email requesting you to validate their access.
- If you are not the first user to sign in with your **Client Identifier**, you will need to wait for the validation by the **Account Manager** before being able to connect to BLS.