

# Evaluation License

## Overview

This section provides instructions for [installing a free evaluation version of BayesiaLab Professional](#).

### BayesiaLab 5.4 Trial Version - Download Form

Please fill in the fields below (\* indicates required field) to request a trial version of BayesiaLab.

Also, please read and accept the license agreement at the bottom of this page so we can process your download request.

Finally, make sure to enter a valid email address as we will send you the download link and activation key via email. Upon form submission, you should expect to receive this email within a few minutes.

#### Your Details

Email Address *	<input type="text"/>
Confirm Email Address *	<input type="text"/>
First Name *	<input type="text"/>
Last Name *	<input type="text"/>
Company/Organization *	<input type="text"/>
Department	<input type="text"/>

In what type of organization do you work? \*

- Academia/Education
- IT Department
- Industrial Company
- Consulting Company
- Other

Please enter the anti-spam code below

```
= str_replace(["(ng)"], $quote  
= str_replace(["(sp)"], $quote  
= thespian007 $sppt  
= str_replace(["(i)"], $quote  
= www.thespian007.com $quote
```

#### Desired File format

- Self-installer for Windows (32-bit) including JRE 1.7 📄 - 65.8 MB
- Self-installer for Windows (64-bit) including JRE 1.7 📄 - 67.1 MB
- PKG installation file for Mac OS X (10.7 or higher) 📄 - 83.0 MB 📄
- ZIP file for all platforms supporting JRE 📄 - 34.5 MB 📄

If you choose an installation package *excluding* JRE 1.7, please make sure that the Java Runtime Environment is installed separately on your computer prior to launching BayesiaLab. You can download JRE free of charge at [www.java.com](http://www.java.com).

#### SOFTWARE LICENSE AGREEMENT FOR THE USE OF "BayesiaLab" - trial version -

- This is an agreement between : Bayesia S.A.S. (capital de 148 460 € - RCS Laval 433 996 519 - 6, rue Léonard de Vinci 53 000 Laval, France), hereafter named the «Licensor», and the legitimate holder of an activation key of «BayesiaLab - evaluation version» software, hereafter named «Licensee», who is being licensed to use «BayesiaLab - evaluation version» software hereafter named the «Software».
- Licensee acknowledges that this is only a limited nonexclusive license. Licensor is and remains the owner of all titles, rights, and interests in the Software.
- This License permits Licensee to install the Software on more than one computer system, as long as the Software will not be used on more than one computer system simultaneously. Licensee will not make copies of the Software or allow copies of the Software to be made by others, unless authorized by this License Agreement. Licensee may make copies of the Software for backup purposes only. Licensee will not modify, decompile, or reverse engineer Software.
- Licensee will make reasonable effort to ensure that the activation key provided by the Licensor remains confidential. Licensee must not use Software with an activation key that has not been issued by Licensor to a member of Licensee's site, or which has been obtained in a way which violates this License Agreement.
- Disclaimer of warranty: ALL EXPRESS OR IMPLIED WARRANTIES, INCLUDING ANY IMPLIED WARRANTY OF TITLE, MERCHANTABILITY, NONINFRINGEMENT, OR OF FITNESS FOR A PARTICULAR PURPOSE, ARE DISCLAIMED. EXCEPT TO THE EXTENT THAT THESE DISCLAIMERS ARE HELD TO BE LEGALLY INVALID. If the law does not allow disclaimer of implied warranties, then any implied warranty is limited to 10 days after delivery of the Software to Licensee.
- Limitation of liability: LICENSOR IS NOT LIABLE TO LICENSEE FOR ANY DAMAGES, INCLUDING COMPENSATORY, SPECIAL, INCIDENTAL, EXEMPLARY, PUNITIVE, OR CONSEQUENTIAL.

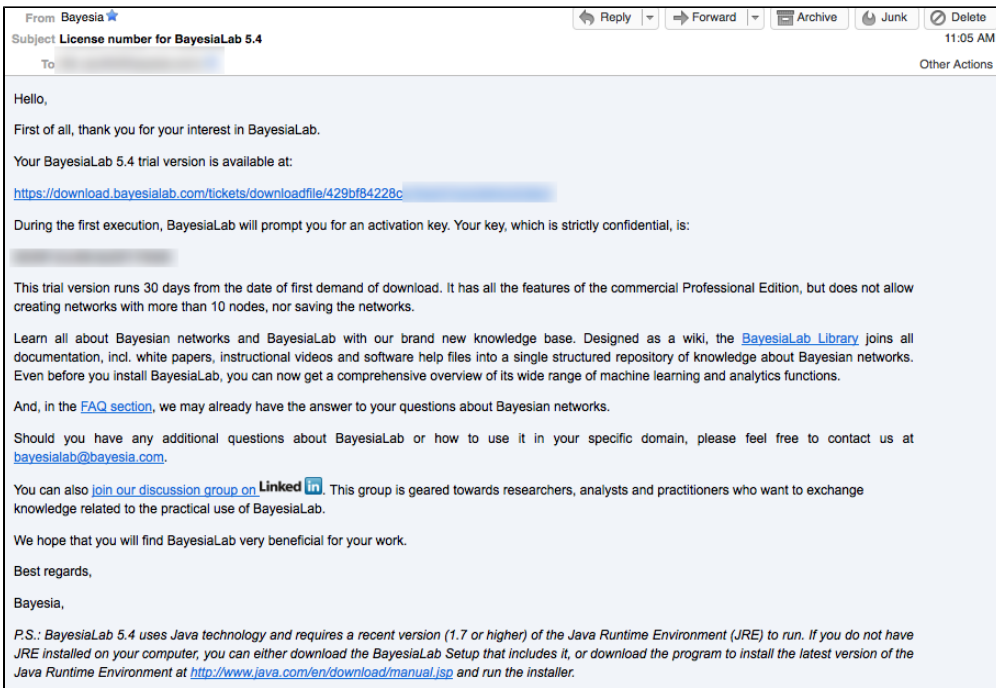
**i** In addition to the time limitation, the publicly available evaluation version is limited to 10 nodes/variables and 1000 database records/rows. Evaluation versions without such restrictions are available upon request. Please email [bayesialab@bayesia.com](mailto:bayesialab@bayesia.com) for further information.

**i** Please note that for Windows 32 and 64-bit versions are available.

## Account Information


Upon submitting your details, you will receive an email from the **Bayesia License Server** with your download link plus your individual activation key.


Click on the download link to receive the installation file.

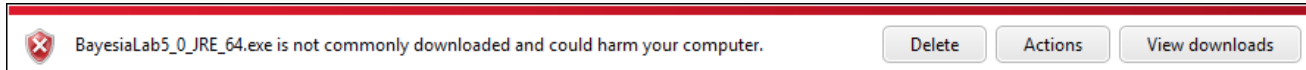


## Installation

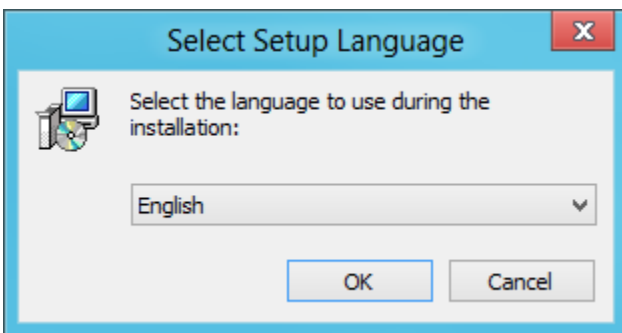
Upon completion of the download, simply execute the downloaded file.

 Administrator rights are required for the installation.

 Depending on your operating system, you may receive multiple warnings about downloading and running the executable BayesiaLab installation file.



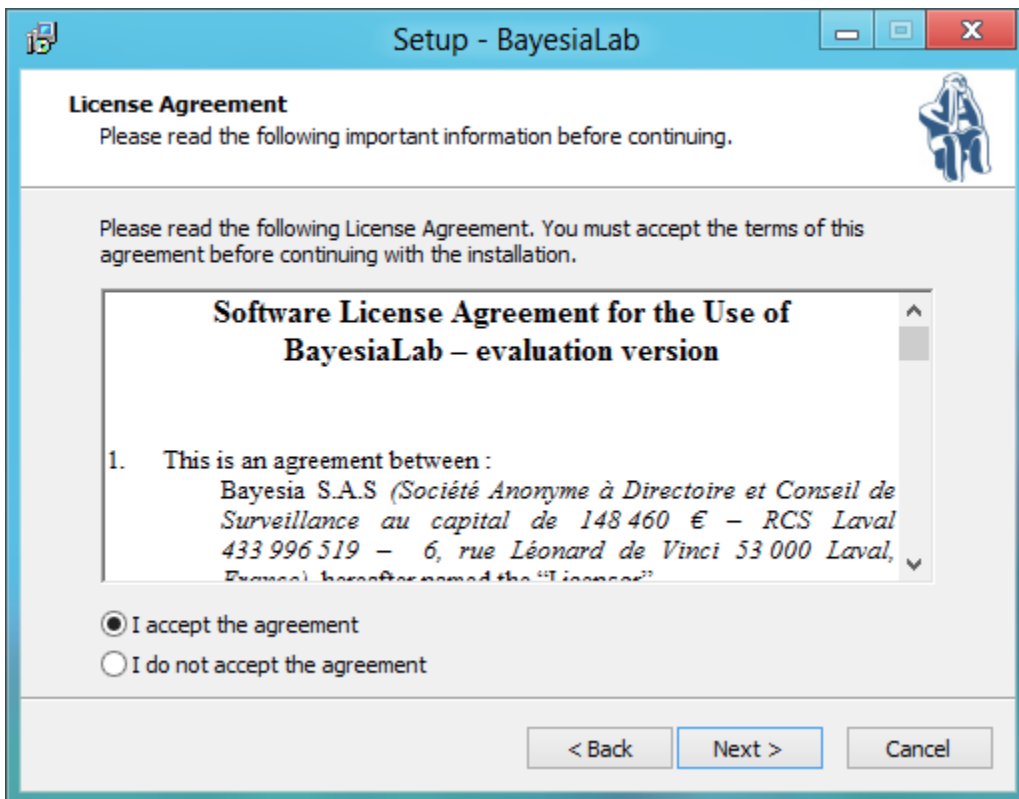
Once you proceed past the warnings, the installer program will prompt you for the language.



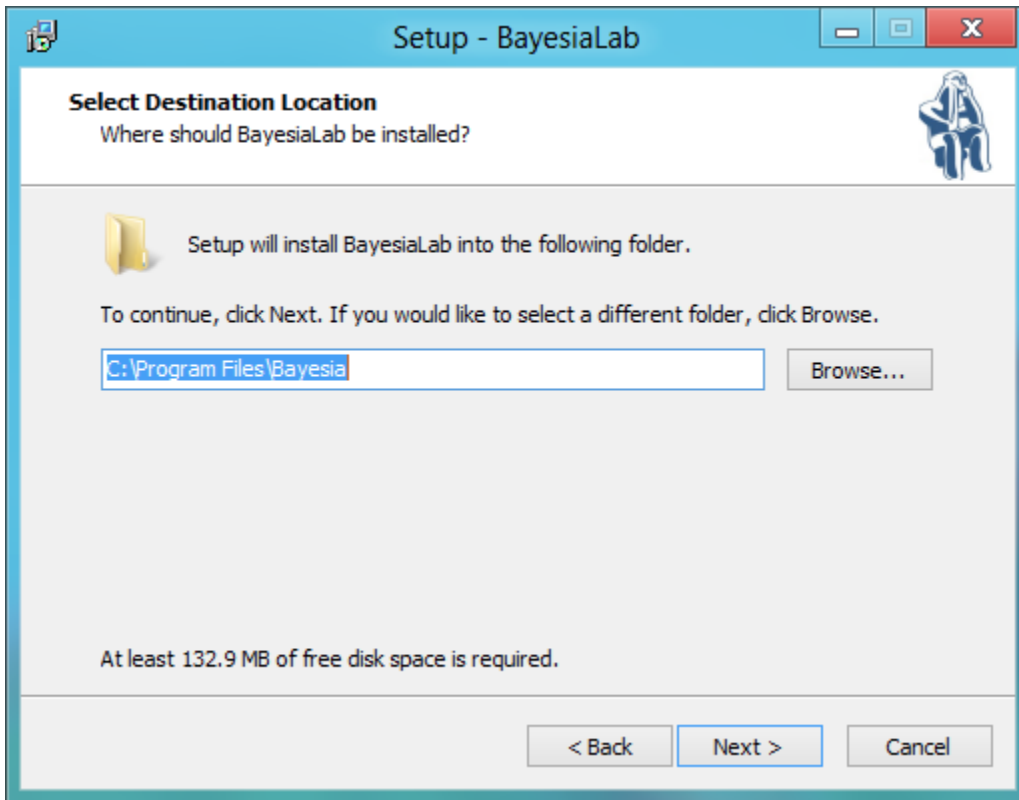
Upon language selection, the **BayesiaLab Setup Wizard** will start:



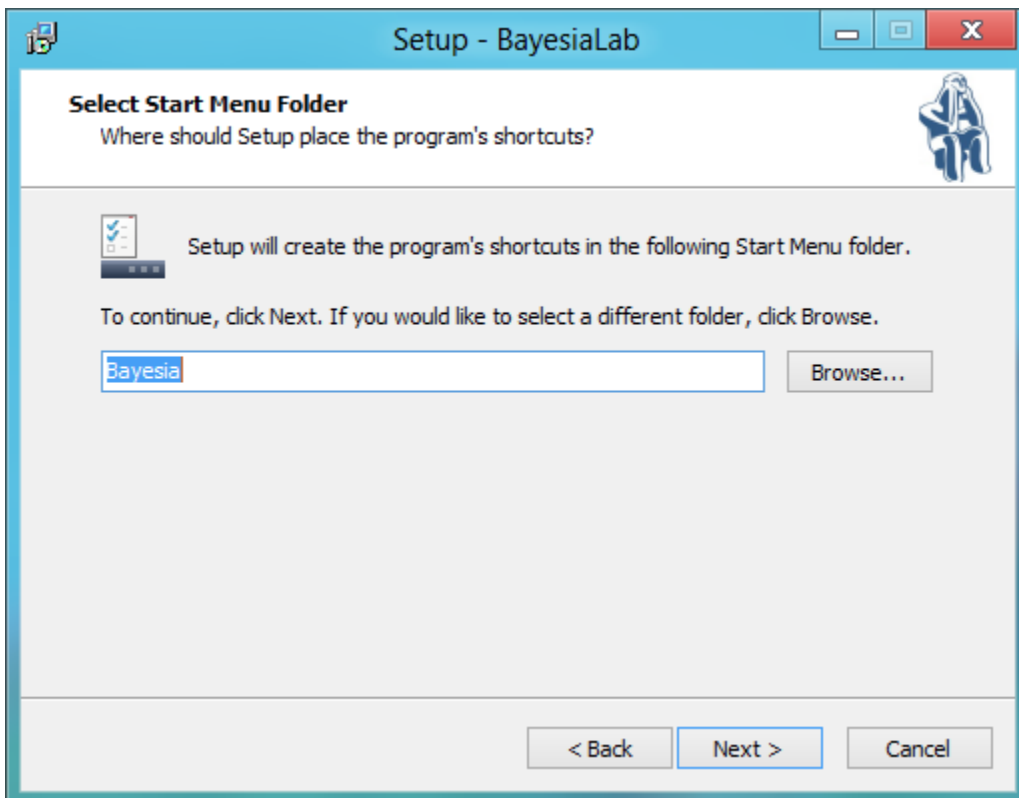
Click next to proceed to the License Agreement.



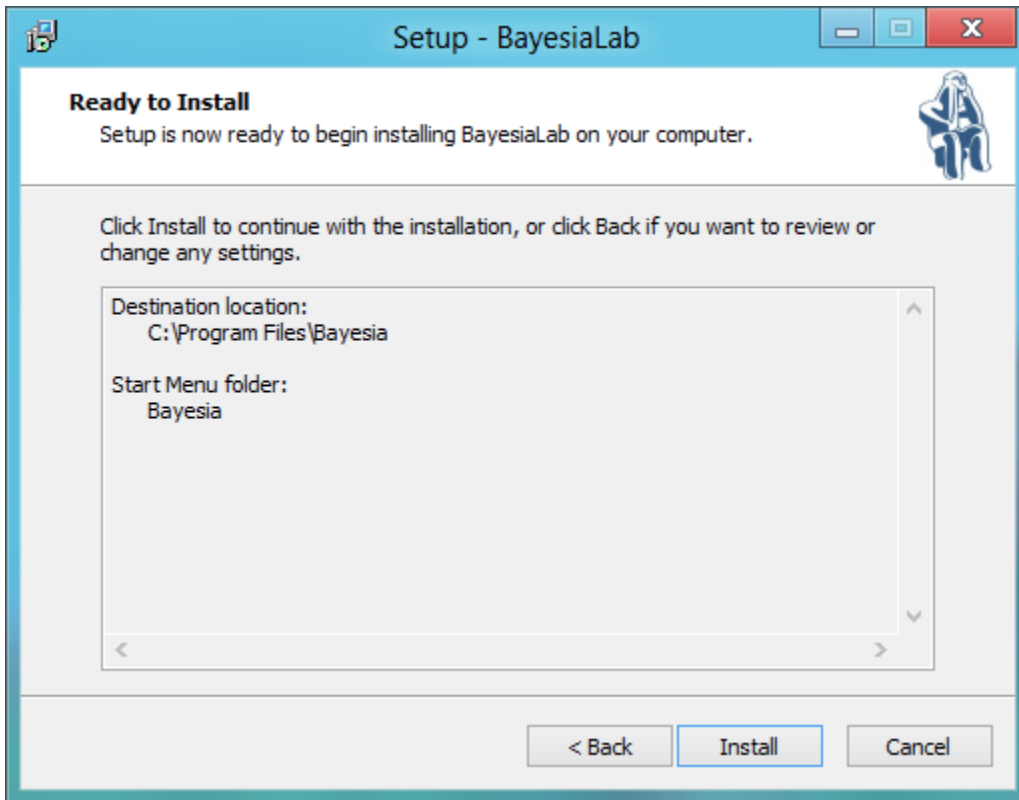
After accepting the agreement, the next screen will prompt you to select an installation directory.



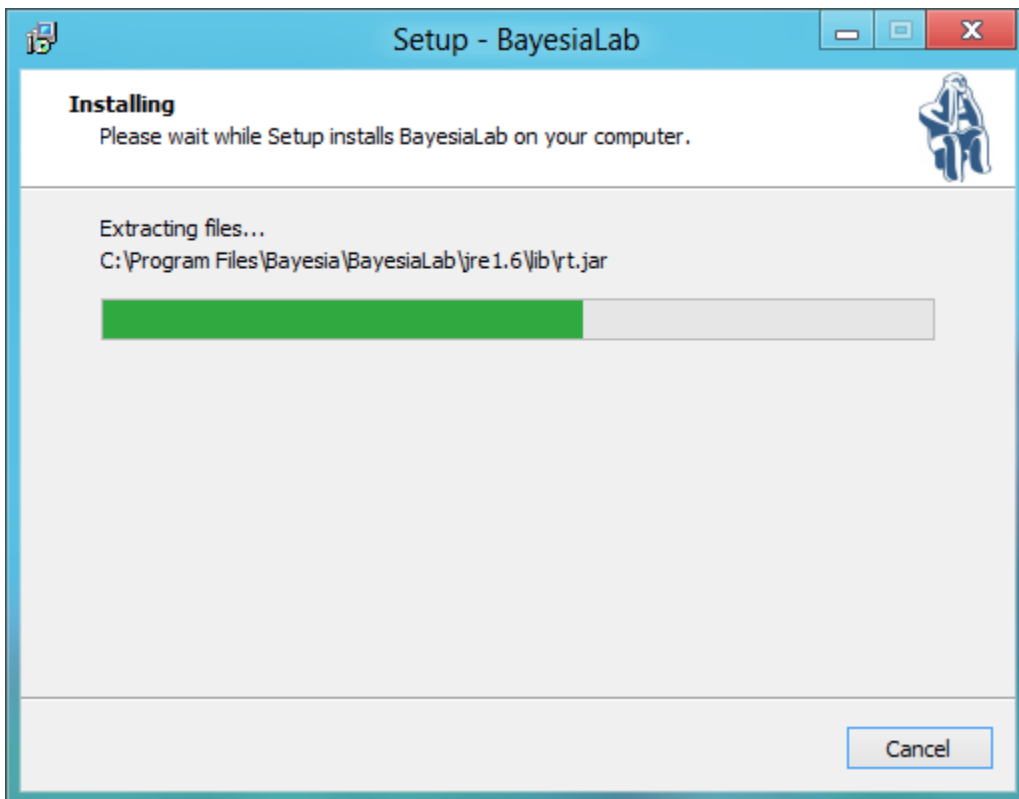
Windows users can also choose the Start Menu folder, from which BayesiaLab can be started.



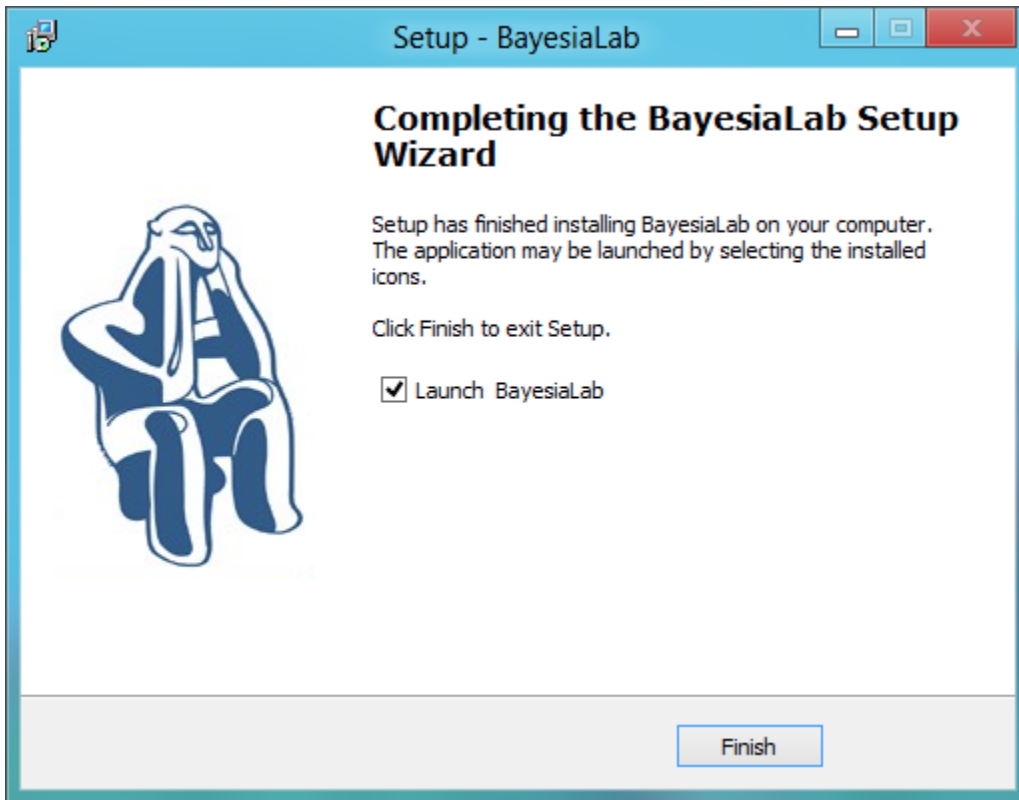
The next screen confirms the selections and allows you to start the actual installation process.



A progress bar informs about the installation status.



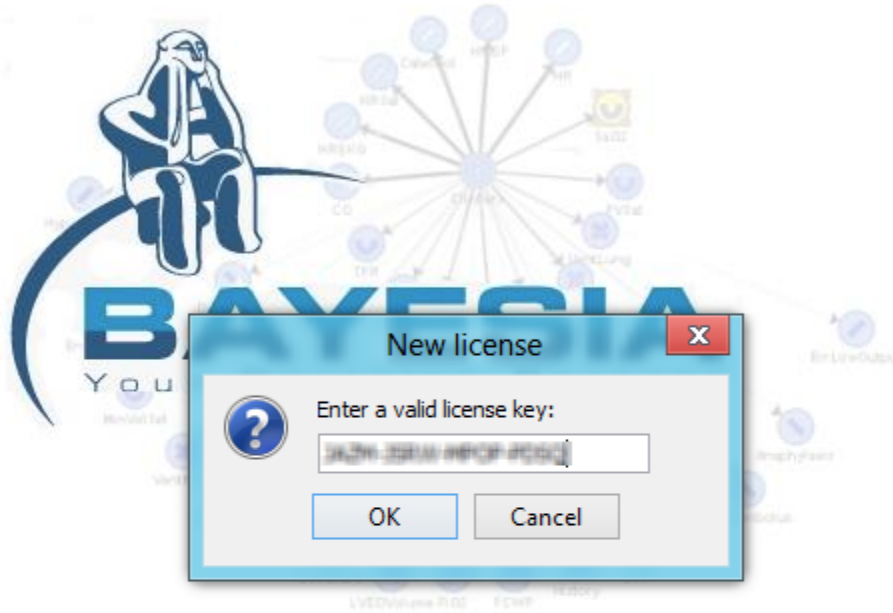
Upon completion, the Wizard presents this screen.



This concludes the installation of program files, however, you will still need to activate BayesiaLab. To do so, you want to proceed and launch BayesiaLab straight away, while you have all the credentials at hand.

### Activation

Upon starting BayesiaLab, you will be prompted for valid license key (Format: XXXX-XXXX-XXXX-XXXX), which you have received in the email with your account information.



# BayesiaLab 5.0.7

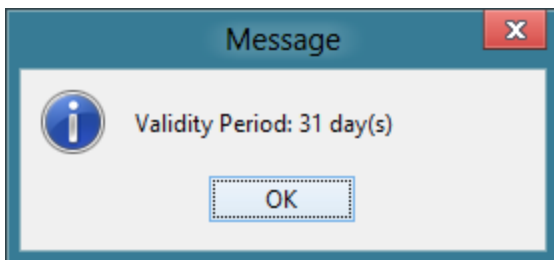
Evaluation Version

Copyright © 2001-2012 Bayesia S.A.S.  
All rights reserved. This software is protected by the international laws  
related to copyright.

**i** To activate the license, BayesiaLab must connect with to **Bayesia License Server** through the Internet. When prompted, make sure to allow access for BayesiaLab to make this connection.



Upon successful activation, the validity period is shown and BayesiaLab starts.



Under Windows, BayesiaLab's screen background is black, under Mac OS X it will appear in blue.



