





Download and Activation




Name	Formatted size	Description	Download
BayesiaEngine2_6_1.zip	1.7 MB	Compressed Package for any Platform (requires JRE 1.8)	
BayesiaProductCodeGenerator.zip	19 kB	Compressed Package for any Platform (requires JRE 1.8)	

1. Download the two program files from the **Download Manager Page**
 - **BayesiaEngine_xx_xx.zip**
 - **ProductCodeGenerator.zip**
2. Unzip both files to a local directory on your computer.
3. Run the **ProductCodeGenerator** on the computer on which you will ultimately use the Bayesia Engine API. Copy the displayed **Product Code**.

 Please make sure that you are working on the correct computer as the Bayesia Engine API cannot be uninstalled and transferred.

4. Open the **Product Activation Page** and enter your credentials:

 **License Activation**

Client identifier - AAAA-BBBB-CCCC-DDDD

Product code - ABCDEFGHIJKLMNOPQRST

Client password

Activate

5. Upon validation of the credentials, you will get your **License Key**. This is the **License Key** which you will always need to include in your API calls.